

Lesson 1 – Around the House

This is a free sample lesson from Level 1 of the Vocabulary Builder Course.

If you like it, [register](#) to get the complete course!

In today's lesson, we're going to go through a house, learning vocabulary for the different objects in each room AND the different actions you can do there. You'll also learn the difference between "house" and "home."

Bedroom

Let's begin with the **bedroom**. The **bed** is the place where you sleep - probably with **pillows**, **sheets**, and **blankets**. In this photo, there are two **lamps** next to the bed.



You keep your clothes in a **closet** - on **hangers** - or in a **dresser** - inside the **drawers**.



At night, you **go to bed** or **go to sleep** – and in the morning, you **wake up** (maybe with an **alarm clock**). Try to answer these questions now:

- What time do you **go to bed**?
I go to bed at _____.
- What time do you **wake up**?
I wake up at _____.

Bathroom

Now we'll learn about the **bathroom**. In the bathroom, you can **brush your teeth** using a **toothbrush** and **toothpaste**. Most people use the **sink** to brush their teeth, and in this photo, the woman is looking in the **mirror**.



In the bathroom, you can also **take a shower**. You use **shampoo** and **conditioner** to wash your hair, and **soap** to wash your body. Then you use a **towel** to dry off. Of course, you can also use the **toilet** – and don't forget to **flush the toilet** after you're finished!



Try to complete these sentences now:

- I **brush my teeth** _____ times a day.
- I **take a shower** _____ times a week.

Kitchen

Time to go into the **kitchen**. In the kitchen, you can **cook** – prepare food for eating. When talking about a specific meal, we usually use the verb **make** – make breakfast, make lunch, and make dinner.

You can keep food cold in the **refrigerator** (or “**fridge**” for short) - and food that needs to be VERY cold – like ice cream – is kept in the **freezer**.



Other foods are kept inside **cabinets** or on a **shelf** (the plural is **shelves**). You can prepare food on the **counter**, cook food on the **stove** or in the **oven** - and heat it up in the **microwave**.





There are many objects in the kitchen, but the most common are **pots, pans, bowls, plates, forks, spoons, and knives**. ([For more kitchen vocabulary, see this lesson](#)).



Living Room

The **living room** is where people relax and spend time with friends and family. There's a **couch** or **sofa** to sit on – you can also sit on a **chair**. There's a **bookcase** and a **window**. The floor can be covered by a **carpet** or **rug**.

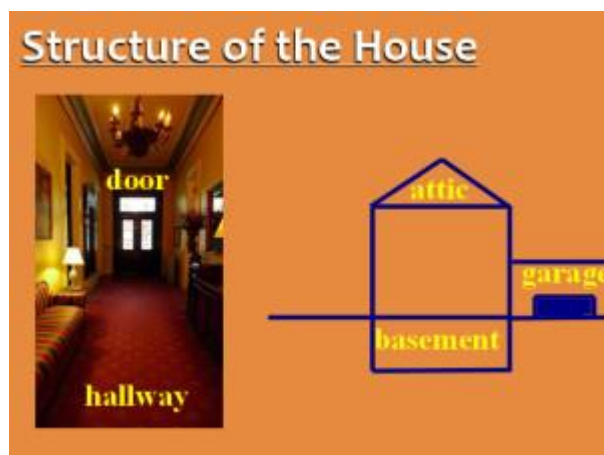


Structure of the House

Finally, let's go through the **hallway** and out the **door**, so we can see the outside of the house. The vertical part is called a **wall**, the bottom is the **floor**, and the top is the **ceiling**. The word ceiling refers to the interior part, and the word **roof** refers to the exterior part.



Some houses have a **basement** that is underground, and an **attic** to store things. And you can park your car in the **garage**.



House or Home?

Let's finish this lesson with the difference between **house** and **home**. A house is a specific type of building. A house is a physical thing, but the word home is more of an emotional idea - it means the place where you live, and where you have a special emotional attachment - where you feel comfortable, safe, and happy. Your "home" can be a house, an apartment, or another type of structure.

In English, we often use the word "house" when talking about the building itself (for example, "I live in a small house"), and "home" with the verb "go" and the preposition "at." For example, you can say, "I was at home last night" – or when you leave work, you can say, "Bye everyone. **I'm going home.**"

You learned a LOT of words in today's lesson – now try the exercises to practice the vocabulary. If you're already registered for the Vocabulary Builder Course, you can continue with Lesson 2 tomorrow. If you're not yet registered, sign up today to get 29 more Vocabulary Builder lessons.

Vocabulary Builder Course – \$30



Register - Level 1

Level 1: Pre-Intermediate & Intermediate Students

Pronunciation Practice

bedroom, bed, pillows, sheets, blankets, lamp, closet, hangers, dresser, drawers, go to bed, go to sleep, wake up, alarm clock, bathroom, brush your teeth, toothbrush, toothpaste, sink, mirror, take a shower, shampoo, conditioner, soap, towel, toilet, flush the toilet, kitchen, cook, refrigerator, fridge, freezer, cabinets, shelf, counter, stove, oven, microwave, pots, pans, bowl, plate, fork, knife, spoon, living room, couch, sofa, chair, bookcase, window, carpet, rug, hallway, door, wall, floor, ceiling, roof, basement, attic, garage

Vocabulary Practice – Lesson 1

1. Categorize these words into the bedroom, the bathroom, and the kitchen:

alarm clock
bed
blanket
dresser
fork

fridge
mirror
oven
pillow
plate

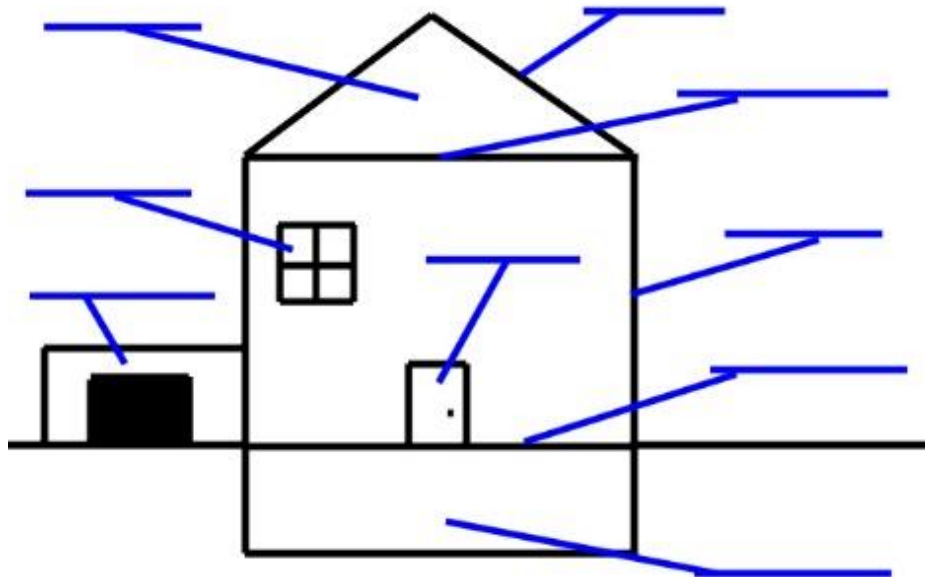
pot
soap
sheet
shower
sink

spoon
stove
toilet
toothbrush
towel

Bedroom	Bathroom	Kitchen

2. Label the diagram with these words:

attic / basement / ceiling / door / garage / floor / roof / wall / window



3. Describe your house and each room.

Whenever possible, use the vocabulary words from this lesson. You can also use prepositions of location, for example: "I have two pillows on my bed." "There is a closet next to the door." "In my bathroom, there are two shelves above the sink."

Send me your text at help@espressoenglish.net and I'll correct it!

Vocabulary Practice – Answers

Bedroom	Bathroom	Kitchen
alarm clock, bed, blanket, dresser, pillow, sheet	mirror, soap, shower, sink, toilet, toothbrush, towel	fork, fridge, oven, plate, pot, spoon, stove (the kitchen also has a sink, too!)

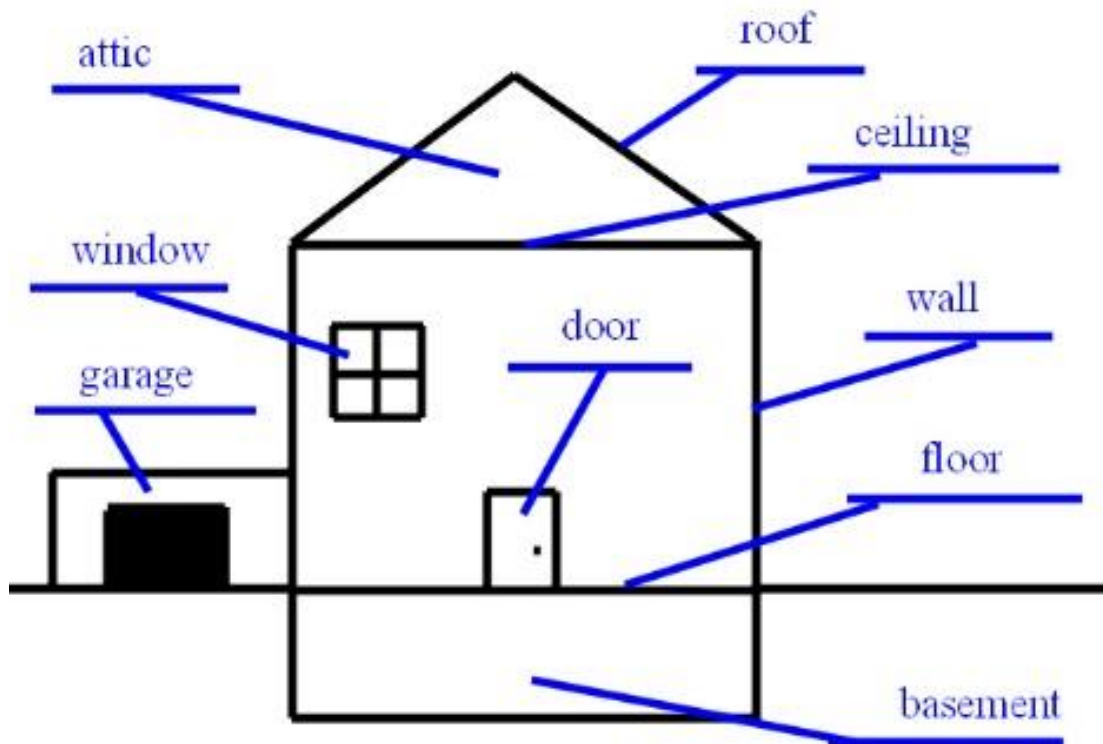


Image sources:

[Architecturist](#), [Apartment28](#), [DO'Neil](#), [Thegreenj](#), [eliazar](#), [Lazienka](#), [Maksim](#), [Fastily](#), [Usien](#), [Aude](#), [PBroks13](#), [Nieuw](#), [Ann Laurie Valentine](#), [Mwnuk](#)