

HOW TO TAKE YOUR ENGLISH FROM **INTERMEDIATE** TO **ADVANCED**



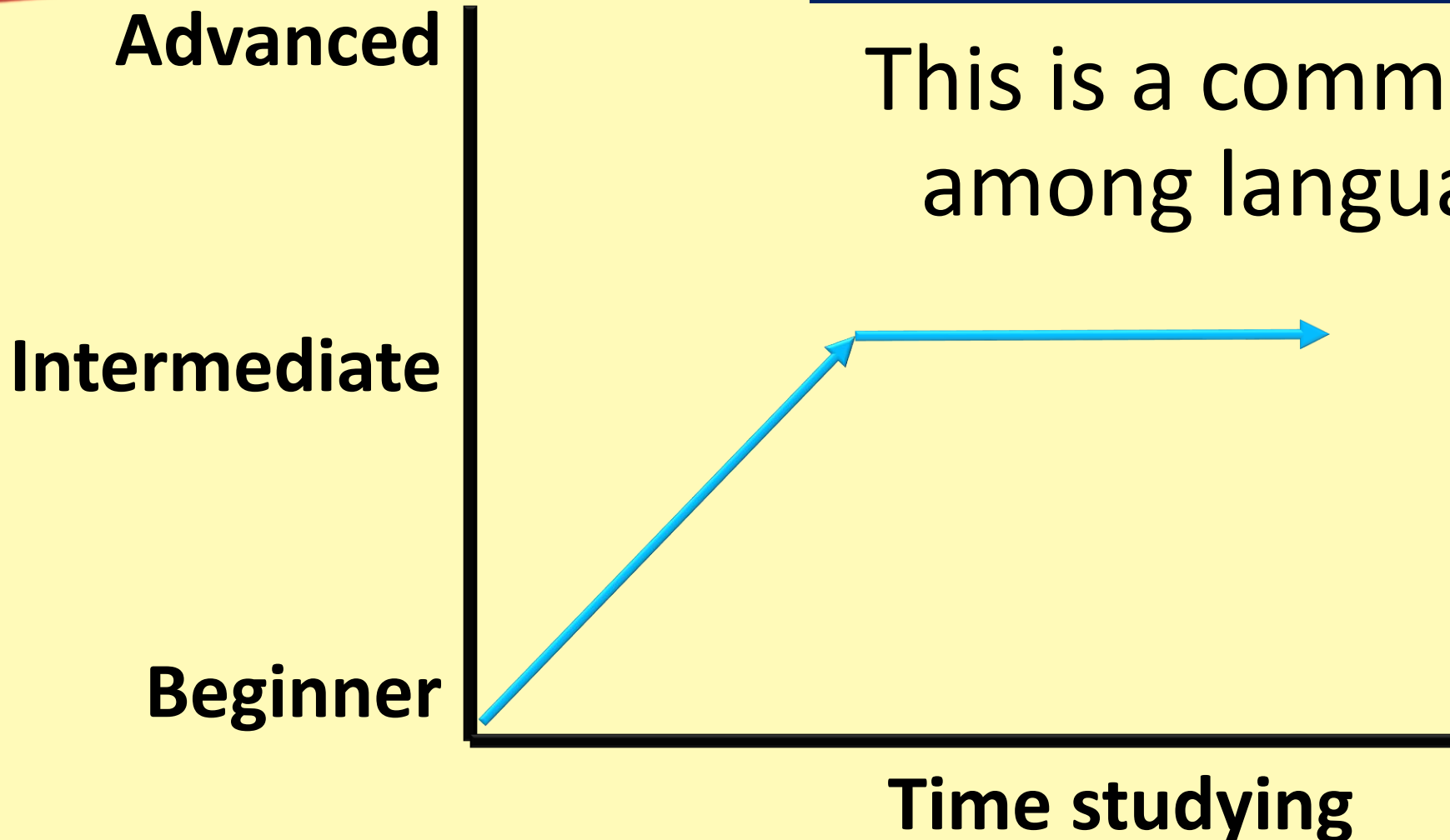
**WATCH TO THE END FOR A
VALUABLE GIFT! 🎁**

INTERMEDIATE PLATEAU

When you start learning English, you make progress fast...

but when you reach the intermediate level, your progress seems to slow down or stop.

INTERMEDIATE PLATEAU



This is a common experience among language learners!

IS THIS YOU?

- Reading & listening – you get the general idea, but **not everything**
- Speaking – you can communicate, but **you feel limited**
- Grammar – you make mistakes, but **you can't find or fix them**

IS THIS YOU?

- You feel like you're just **not making much progress**, no matter how much you try to study English

THIS HAPPENED TO ME!

I remember being “stuck” at the intermediate level in my second language (Portuguese).

I could communicate...
but I felt LIMITED, like a child.

THIS HAPPENED TO ME!

I finally became fluent...

And it feels like FREEDOM!

I don't feel limited anymore.

YOU CAN DO IT, TOO

You CAN break through the intermediate plateau and reach an advanced level of English!

I'll give you 5 practical strategies today.

#1 – IDENTIFY AND IMPROVE YOUR WEAK SPOTS



**You need
them ALL to
be fluent!**

**What's your
weak spot?**



IMPROVE WEAK AREAS

Now spend the next month or two just focusing on and working on improving your weak areas.

Because in order to get to an advanced level of English, **you need to have a strong foundation.**

#2 – CHALLENGE YOURSELF BY USING A VARIETY OF MATERIALS



CHALLENGE YOURSELF

Most students have a few favorite study methods... but these can become “too comfortable,” and you won’t grow or make progress.



YOU CAN GET IN A RUT

If you *only* use your preferred study methods, you can get stuck.

STUDY MORE VARIETY

For example:

- **both fiction & non-fiction**
- **both formal & informal English**
- **both serious subjects and “lighter” topics**

#3 – FOCUS ESPECIALLY ON INFORMAL, CONVERSATIONAL EXPRESSIONS



LEARN EXPRESSIONS

Most textbooks focus mainly on grammar and vocabulary... but native English speakers ALSO use lots of phrasal verbs, idioms, and slang.

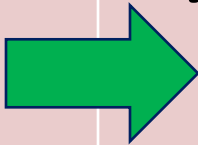
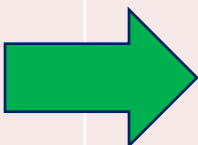
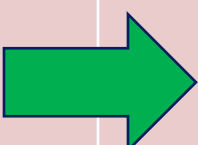
Movies are full of these expressions!

LEARN EXPRESSIONS

When you learn these, you can:

- 1) Understand native English speakers better
- 2) Express yourself in more interesting ways

EXPRESSIONS

Simple		Better
"I was so happy."		"I was over the moon."
"Stop making noise!"		"Hey, cut it out!"
"She's calm and relaxed."		"She's pretty chill."

#4 – ACTIVELY GET FEEDBACK ON YOUR ENGLISH



YOUR MISTAKES

- Most people **won't correct you**, because they are being polite.
- Then you'll continue making the **same mistakes** in English
- So you must **ACTIVELY** look for **real and honest** feedback & correction

3 WAYS TO GET FEEDBACK

- **Private lessons** – These are great, but they do get expensive over time
- **Ask a friend** or conversation partner to correct you
- **Join my program** to get feedback from a teacher (more info later)

GET FEEDBACK

When you get real, honest, helpful feedback, you'll LEARN FROM and FIX your mistakes so that you can get to the next level of fluency!

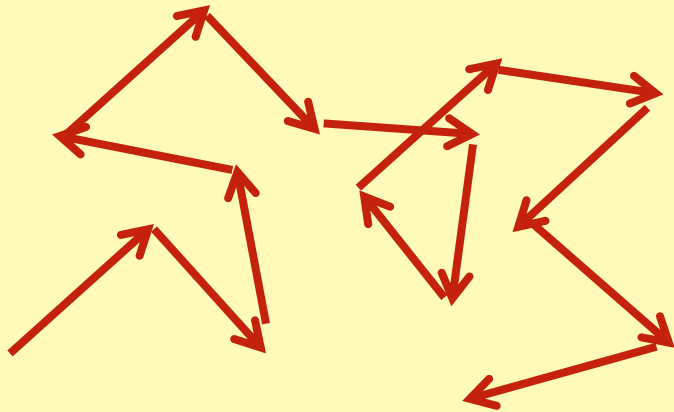
#5 – MAKE A PLAN AND ORGANIZE YOUR STUDY



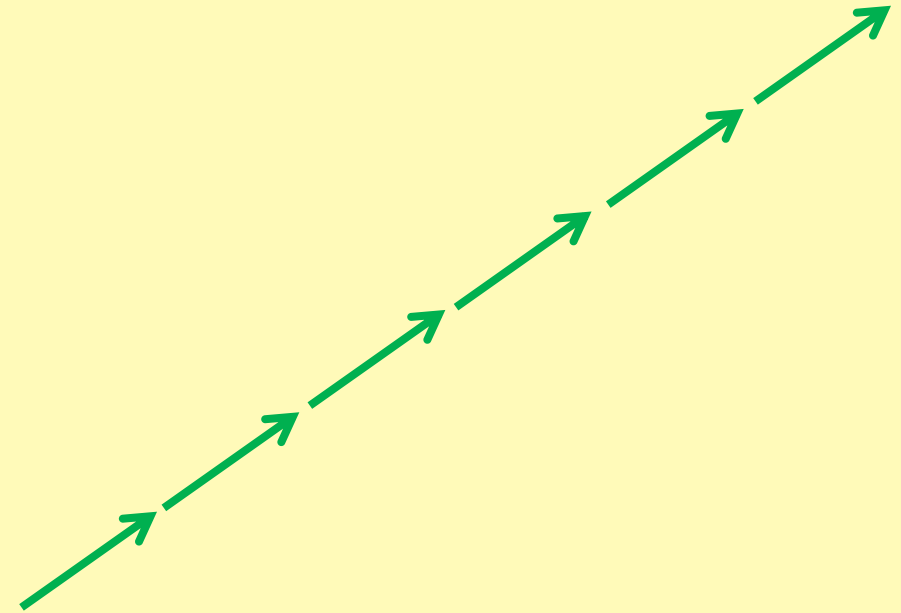
TWO STUDY PROBLEMS:

1) Not having a structure for your studying, so you're always searching the internet for things to study, and you try to learn from lots of random videos, websites, etc.

RANDOM VS. ORGANIZED



**Random
studying**



**Organized
studying**

YOU NEED A PLAN

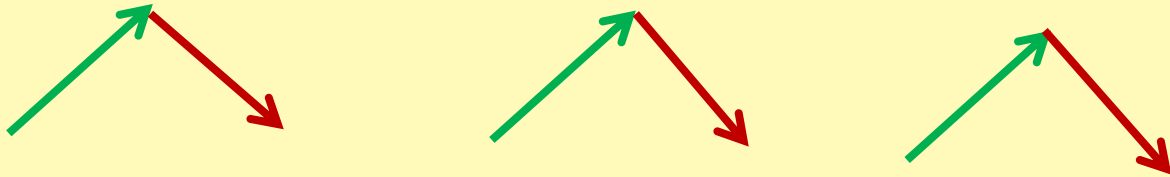
- **You can create your own study plan**
 - make sure to be strategic and cover ALL the areas of English
- **Or you can join a course** with a structure that is designed to help you make major progress

TWO STUDY PROBLEMS:

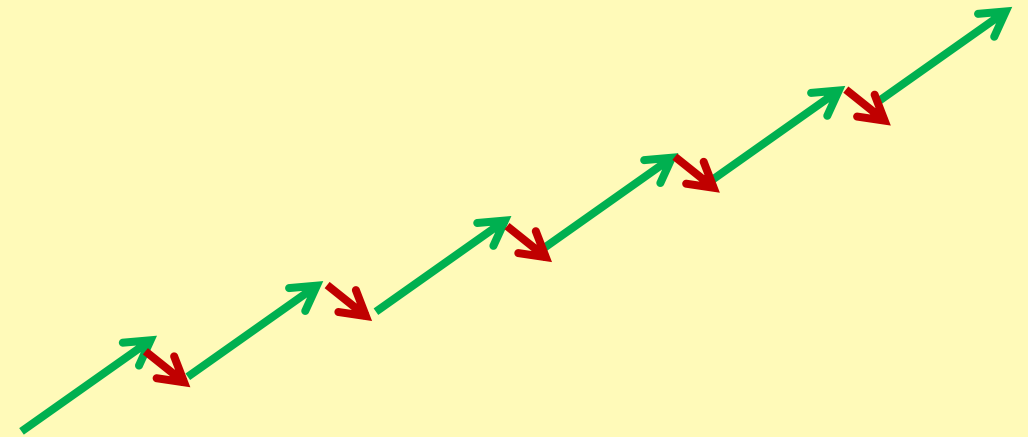
2) Studying “on and off” (not being consistent) so you’re always stopping and starting again.

Then you forget what you learned before, and you don’t advance.

ON & OFF VS. CONSISTENT



**Not consistent:
learn & forget**



**Consistent:
learn & build**

THE BEST WAY TO STUDY

Studying with an **organized plan** helps you make **REAL** progress, and it's **ALSO** easier to **be consistent!**

You're following a plan so you know what the next step is every day.

YOU CAN DO IT!

You CAN reach the advanced level
using the tips I've taught you today.
Let's review them:

5 STRATEGIES:

1. Identify and improve your weak areas
2. Challenge yourself by using variety
3. Focus on learning informal expressions
4. Actively get feedback on your English
5. Get organized and follow a plan

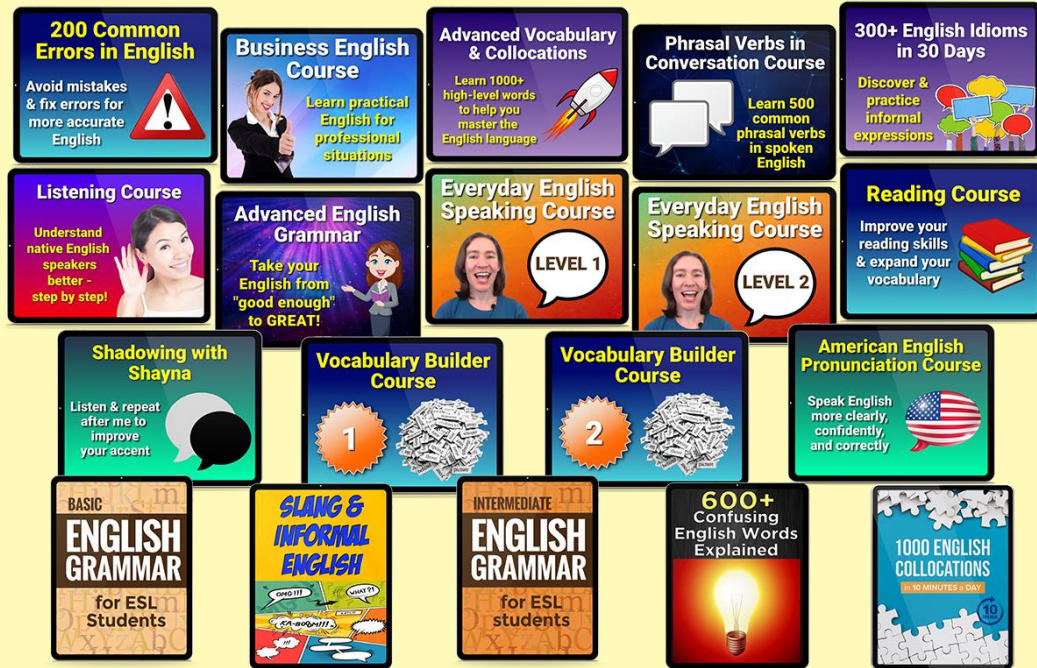
I CAN HELP YOU FURTHER

- I can help you reach your English goals inside my Espresso English Academy.
- It's designed to bring you up to that advanced level of English.
- You'll be able to improve ALL the areas we talked about in this class:

JOIN THE ACADEMY


Improve ALL areas of your English:

- Speaking
- Listening
- Grammar
- Vocabulary
- Grammar
- Reading
- Writing
- Business
- Informal



GET FEEDBACK!

- Vocabulary Builder, Idioms, Phrasal Verbs, Adv. Vocab & Collocations: **Short-answer questions**
- Advanced Grammar & Reading Courses: **Writing tasks**



GET FEEDBACK!

- Pronunciation & Shadowing Courses:
End-of-course evaluation
- Everyday English Speaking
Courses: **Speaking tasks**



JOIN THE ACADEMY

~~Buy them all = \$1,000~~

60% discount = \$397

*Monthly payment
plans available!*



Learn English fast with short, sweet lessons!

© EspressoEnglish.net

JOIN THE ACADEMY

~~Buy them all = \$1,000~~

60% discount = \$397

*Monthly payment
plans available!*

**+ EXTRA \$100 off:
coupon code SAVE100**



Learn English fast with short, sweet lessons!

© EspressoEnglish.net

STUDENT COMMENTS:

Andrianina from France:

“I have bought the complete Espresso English program and all I can say is that I’m loving it! The method used is truly great and it has been working well for me so far.



STUDENT COMMENTS:

Andrianina from France:

Courses are easy to understand, well-detailed and perfectly explained along with exercises or quizzes you can send in for being corrected and getting feedback afterwards.



STUDENT COMMENTS:

Andrianina from France:

So, if you feel like improving or sharpening your English level, Espresso is there for you – it's actually a masterpiece; go for it without any hesitation."



YOU HAVE TWO CHOICES:

**1. Continue learning
by yourself**

Put the tips into
practice, design your
own study plan, find
someone to give you
feedback

**2. Join the Academy
to make it all easier!**

Get a step-by-step
system & feedback
from our teaching
team

COMMON QUESTIONS

Do I have to pay every month **FOREVER** to keep my access?

No – after your payments are finished, you won't pay any more, but you keep your access permanently!



COMMON QUESTIONS

Are there any live lessons?

No - it's designed for self-study with teacher feedback by email. It's convenient because you can learn on your own schedule!



Learn English fast with short, sweet lessons!

© EspressoEnglish.net

COMMON QUESTIONS

What order should I take the courses in?

When you join, I'll e-mail you a suggested study guide for taking the courses in order.



COMMON QUESTIONS

Can I try it before I join?

Yes! Click here for free samples from every course and e-book in the Academy.



Learn English fast with short, sweet lessons!

© EspressoEnglish.net

I hope you
enjoyed this class!



THANK YOU!

I'd love to see you inside
the Academy 😊

Make sure to use
coupon code SAVE100



Learn English fast with short, sweet lessons!

© EspressoEnglish.net